



## Coffee System Coffee Grinder with Hopper, 1,4 kg, black

ITEM # \_\_\_\_\_

MODEL # \_\_\_\_\_

NAME # \_\_\_\_\_

SIS # \_\_\_\_\_

AIA # \_\_\_\_\_



600661 (E890)

Single Portion Grinder with slicing burrs and one 1,4 kg hopper (coarse to Turkish grind selection)

### Short Form Specification

Item No. \_\_\_\_\_

Coffee grinder 1,4kg with hopper, black color. Stainless steel tray and front panel. Fast grind time, suitable for various types of coffee, the bean flows without blocking. Separate start and stop button and easy-to-use controls.

### Main Features

- Fast grind speed - 2.5 lbs. (1.1kg) per minute.
- Coarse to turkish grind selection.
- 3 lb. (1.35kg) steep slope hopper - designed for a bean flow without blocking.
- Large 8.25" (21cm) bag height - accommodates all bag sizes.
- European slicing burrs for precision grinding.
- How to Operate:
  - 1. Turn the selector knob to the desired grind setting.
  - 2. Fill the hopper with the desired type and amount of whole bean coffee. Close the lid.
  - 3. Place the bag underneath the spout.
  - 4. Press the start button.
  - 5. The grinder will automatically stop when the bag is removed.
  - 6. Remove bag from coffee spout once coffee is ground.

### Construction

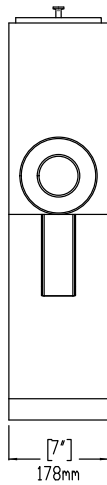
- Space saving design - 18cm wide.
- Access to all components from the front.
- Efficient chaff spring with clean-out feature.

APPROVAL: \_\_\_\_\_

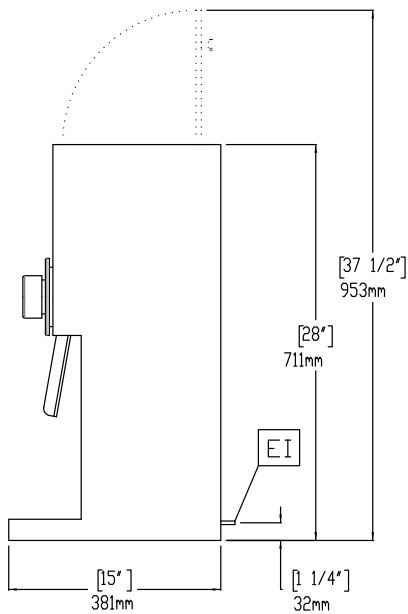


Experience the Excellence  
[www.electroluxprofessional.com](http://www.electroluxprofessional.com)

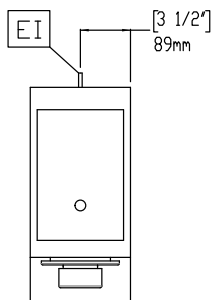
Front



Side



Top



### Electric

Supply voltage:	220-240 V/1N ph/50/60 Hz
600661 (E890)	
Electrical power max.:	0.55 kW

### Key Information:

External dimensions, Width:	178 mm
External dimensions, Depth:	381 mm
External dimensions, Height:	711 mm
Net weight:	ISO 9001; ISO 14001 kg
Shipping weight:	25.68 kg
Shipping height:	813 mm
Shipping width:	318 mm
Shipping depth:	610 mm
Shipping volume:	0.16 m <sup>3</sup>